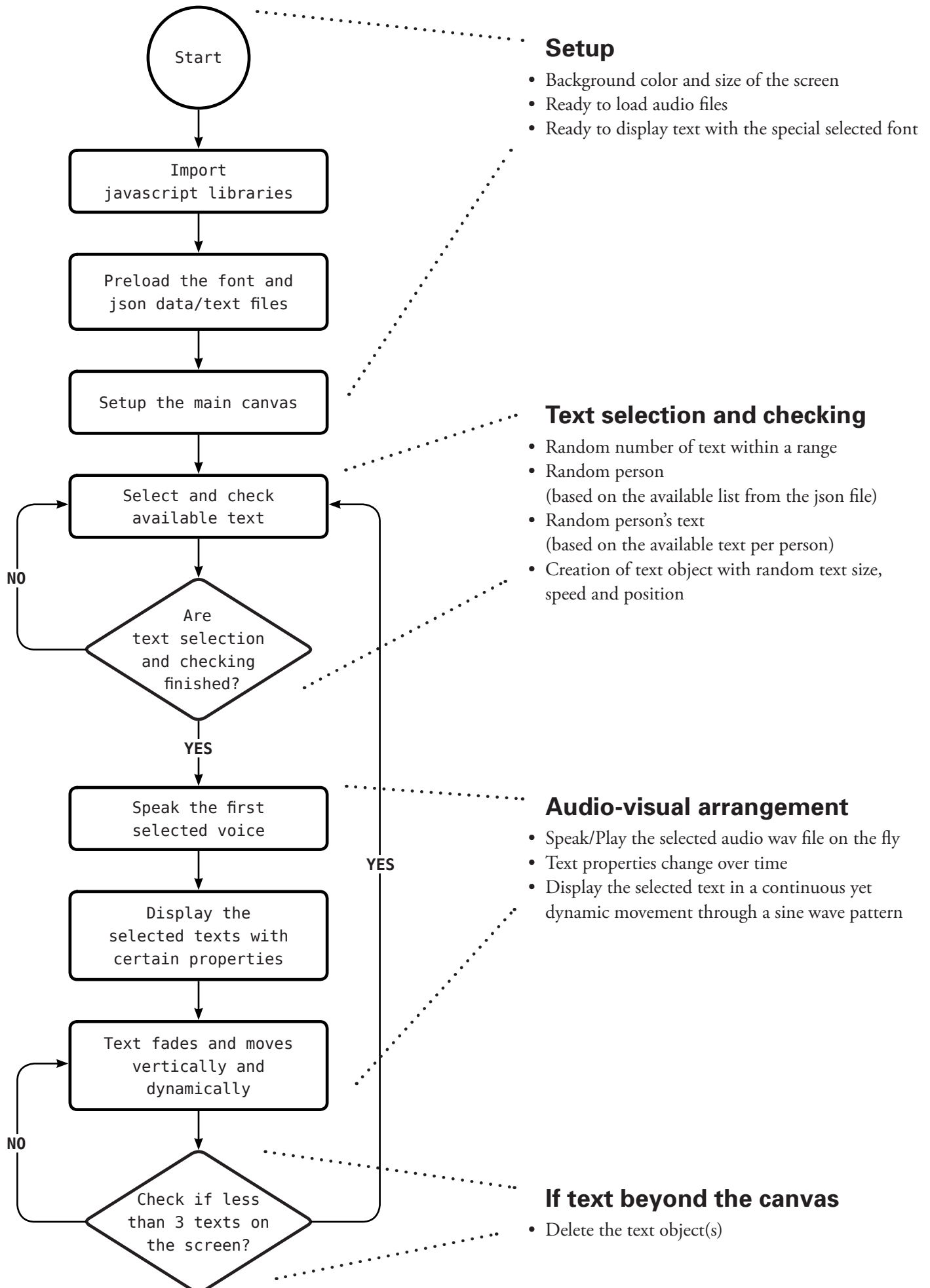



























VOCABLE CODE (13082018)

**A stack with a software flowchart,
a voice table and instructions
Winnie Soon**

The original idea of *Vocable Code* was designed to be used and discussed in a feminist coding workshop in 2017. It is designed to be simple enough for code reading, incorporating basic coding concepts, such as functions, conditions, textual effects, etc to facilitate code learning and discussion. It shares the vision and goal of p5.js, the key javascript library for this project, which is to put community outreach and diversity as priority.

Central to the organization of the work is the technique of constrained writing. On the one hand, the work collects statements and voices from participants with given constraints, such as the numbers of words and sentences. On the other hand, constrained writing is also part of the code writing process, which is not only about incorporating computer syntaxes and functions but also designing a code structure where code could be spoken (executed). What does it mean by executing the voices while the program is running, or otherwise preloading all the voices prior to the program starts? (see the function 'SpeakingCode' in the source code). *Vocable Code* promotes a different style of writing code beyond effective code and optimal performance.



“AndersVisti2.wav”	2.212 sec	
“AndersVisti3.wav”	3.482 sec	
“AnnaBrynskov2.wav”	1.711 sec	
“AnnaBrynskov3.wav”	1.590 sec	
“AnnetteMarkham2.wav”	5.369 sec	
“AnnetteMarkham3.wav”	9.856 sec	
“ElyzabethHolford2.wav”	3.031 sec	
“GabrielPereira2.wav”	3.806 sec	
“GabrielPereira3.wav”	7.203 sec	
“GeoffCox2.wav”	3.097 sec	
“LoneKoefoedHansen2.wav”	3.951 sec	
“LoneKoefoedHansen3.wav”	2.919 sec	
“MagdaTyžlik-carver2.wav”	5.945 sec	
“MagdaTyžlik-carver3.wav”	2.205 sec	
“PollyPoon2.wav”	4.891 sec	
“SabrinaRecoules2.wav”	2.699 sec	
“SabrinaRecoules3.wav”	1.831 sec	
“SallLamToro2.wav”	5.021 sec	
“SallLamToro3.wav”	9.783 sec	
“SarahSchorr2.wav”	3.127 sec	
“SarahSchorr3.wav”	3.317 sec	
“SørenPold2.wav”	1.452 sec	
“TobiasStenbergChristensen2.wav”	2.807 sec	
“WinnieSoon2.wav”	2.785 sec	
“WinnieSoon3.wav”	2.736 sec	

Process

The organization of the piece is structured around the style of constrained writing, both in terms of setting instructions for voices' donation and writing the source code.

Vocable Code is highly inspired by The Feminist Software Foundations, especially the implementation logics of C+=, which is a feminist programming language written by and for feminists. Below it shows the constraints that have been implemented in coding *Vocable Code*.

1. Do not use binary '0' or '1'
2. Do not use either a single 'X' or 'Y'
3. Do not use a single operator of '>' or '<'
4. Mindful of all the variable, array and function's naming

Open Call For Your Voices

1. Find a blank paper and prepare to write a sentence.
2. Complete the sentence with the starting words: "Queer is ... "
 - a. Each sentence contains no more than 5 words (the starting words- "queer is" is not included)
 - b. More than 1 sentence is allowed but not more than 2.
 - c. It is ok to have just one word.
3. Download/Locate a voice recording app on your smartphone (e.g "Voice Recorder" on Android phone or "Voice Memos app" on iPhone).
4. Try to find a quiet environment and record your voice, and see if the app works (controlling the start and end of the recording button).
5. Prepare to record your voice with your written sentence(s).
 - a. It is up to you to decide the temporality and rhythm of speaking the text.
 - b. It is up to you to either speak the full word or full sentence with different pitch/tempo/rhythm.
 - c. You can also speak on a certain part (phonetics) of the word or sentence. In other words, the word/sentence doesn't need to be fully pronounced.
 - d. The first two provided words "queer is" can be omitted.
6. Record your voice, and each voice file holds one sentence only.
7. Send/Share your digital voice file to rw@siusoon.net

* Your voice file(s) will be used in *Vocable Code* and the files and information will be updated and credited accordingly. The project is licensed under a Creative Commons Attribution 4.0 International License.

Colophon

Vocable Code (13082018)

*A stack with a software flowchart,
a voice table and instructions*

by Winnie Soon

Published on ‡ DobbeltDagger 2018

ISBN 978-87-970443-1-5

<https://dobbeltdagger.net>

Web + print by Anders Visti

This work is licensed under a Creative Commons
Attribution-ShareAlike 4.0 International License

Project info: <http://siusoon.net/vocable-code/>